

# DEEP CYCLE GEL Battery

# CG2-1000

CSPower CG series pure GEL battery is with 15-20 years floating design life, it is ideal for standby or frequent cyclic discharge applications under extreme environments. By adopting thicker grids, high purity 99.997% lead and patented Silicon Gel electrolyte, CG series offers excellent recovery performance after deep discharge under frequent cyclic discharge use, and can deliver 1500 cycles at 50% DOD even work in hot or cold area. Suitable for Solar, CATV, marine, RV and deep discharge UPS, communication, and telecommunication , etc.

2V Voltage	1000Ah Capacity	GEL Technology	Durable Battery
---------------	--------------------	-------------------	--------------------



### COMPLIED STANDARDS



### GENERAL FEATURES

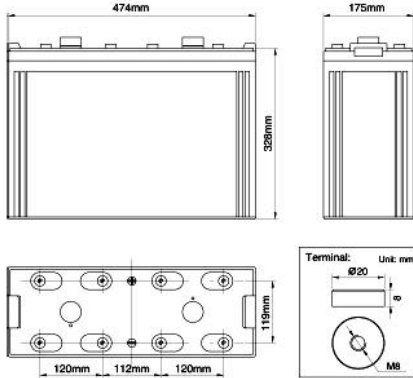
- 30% more cyclic life through innovation at the PAM additives than AGM battery
- Long life expectancy of 15-20 years in floating condition
- Adopts quality silicon nano gel electrolyte
- Excellent deep discharge recovery capability
- Deep cycle performance: up to 2500 cycles @30% DOD

### APPLICATIONS

- Telecommunications
- UPS systems, Inverter
- Power Equipments
- Solar & Wind
- Emergency & Security

### DIMENSIONS & WEIGHT

Length(mm/inch)	475/18.7
Width(mm/inch)	175/6.89
Height(mm/inch)	328/13
Total Height(mm/inch)	365/14.4
Weight(kg/lbs)	62.5/137.8



### TECHNICAL SPECIFICATIONS

Nominal Voltage		2V(Single Cell)
Design Floating Life @25°C		20 Years
Nominal Capacity @25°C(10 hour rate@100.0A,1.8V)		1000Ah
Capacity @25°C	20hour rate (53A,1.8V)	1060Ah
	5 hour rate (177A,1.75V)	885Ah
	1 hour rate (605A,1.6V)	605Ah
Internal Resistance	Full Charged Battery@25°C	≤0.19mΩ
Ambient Temperature	Discharge	-20°C~60°C
	Charge	-10°C~60°C
	Storage	-20°C~60°C
Max.Discharge Current@25°C		2000A(5s)
Capacity affected by Temperature (10 hour )	40°C	102%
	25°C	100%
	0°C	90%
	-15°C	70%
Self-Discharge@25°C per Month		3%
Charge (Constant Voltage) @25°C	Standby Use	Initial Charging Current Less than 150A Voltage 2.23-2.27V
	Cycle Use	Initial Charging Current Less than 150A Voltage 2.33-2.37V

### BATTERY DISCHARGE TABEL

#### Discharge Constant Current per Cell (Amperes at 25°C)

F.V/Time	5min	10min	15min	30min	45min	1h	2h	3h	5h	8h	10h	20h
1.60V	2794	1804	1496	990	737	605	385	275	187	123	110.0	58.3
1.65V	2743	1771	1469	972	724	594	378	270	184	121	108.0	57.2
1.70V	2692	1738	1442	954	710	583	371	265	180	119	106.0	56.2
1.75V	2642	1706	1414	936	697	572	364	260	177	116	104.0	55.1
1.80V	2540	1640	1360	900	670	550	350	250	170	112	100.0	53.0

#### Discharge Constant Power per Cell (Watts at 25°C)

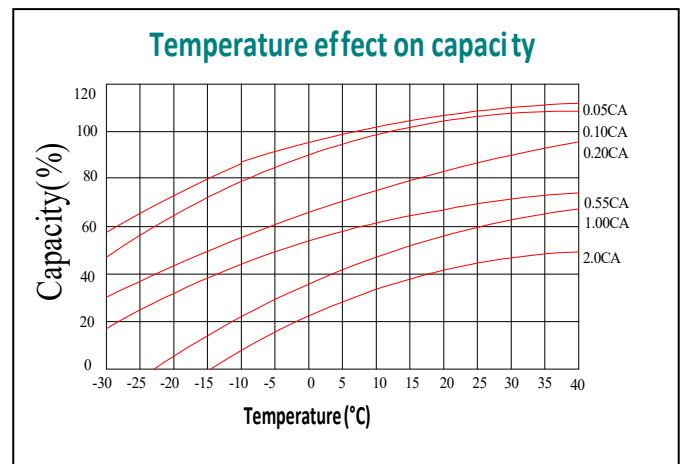
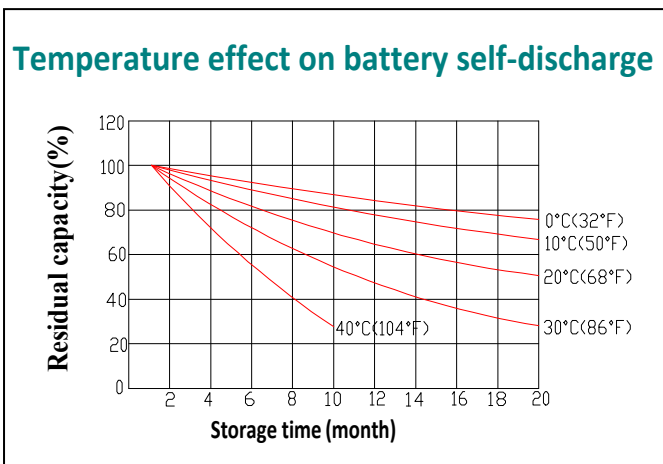
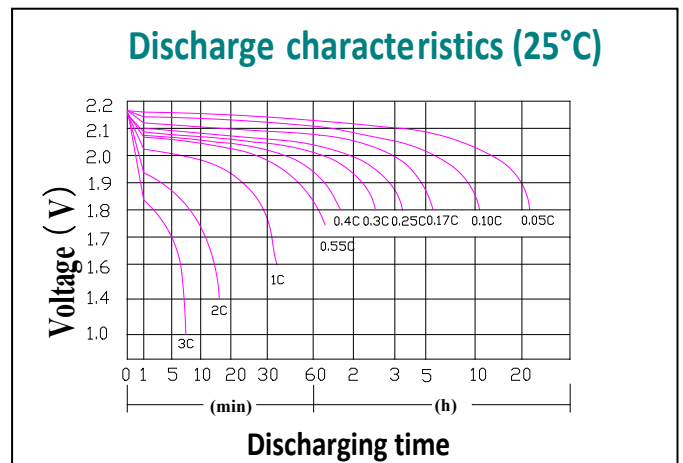
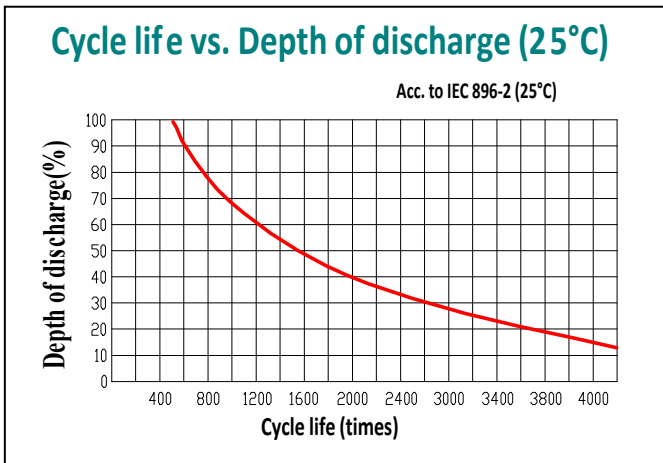
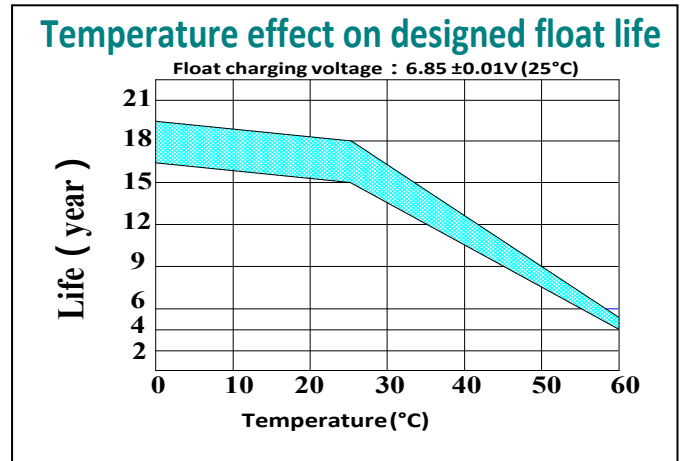
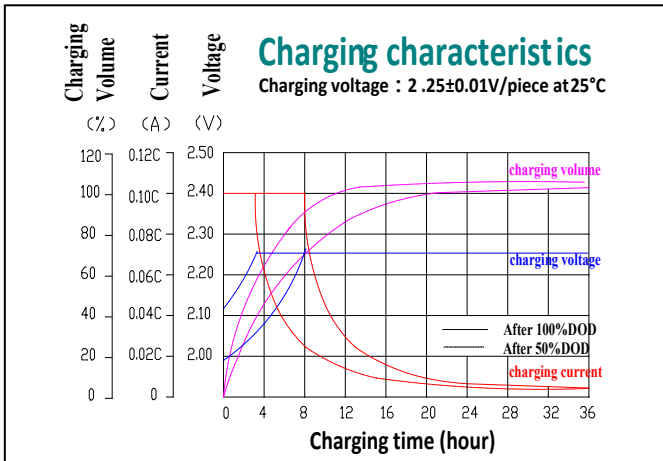
F.V/Time	5min	10min	15min	30min	45min	1h	2h	3h	5h	8h	10h	20h
1.60V	5378	3473	2880	1906	1419	1165	741	529	360	237	211.8	112.2
1.65V	5281	3410	2827	1871	1393	1143	728	520	353	233	207.9	110.2
1.70V	5183	3346	2775	1836	1367	1122	714	510	347	229	204.1	108.1
1.75V	5085	3283	2723	1802	1341	1101	701	501	340	224	200.2	106.1
1.80V	4890	3157	2618	1733	1290	1059	674	481	327	216	192.5	102.0

**Note:** The above data are average values, and can be obtained within 3 charge/discharge cycles. These are not minimum values. Cell and battery designs/specifications are subject to modification without notice. Contact **CSPower** for the latest information.

# DEEP CYCLE GEL Battery

# CG2-1000

## PERFORMANCE CHARACTERISTICS



## BATTERY CONSTRUCTION

Component	Positive plate	Negative plate	Container & Cover	Safety valve	Terminal	Separator	Electrolyte	Pillar seal
Features	Thick high Sn low Ca grid with special paste	Balanced Pb-Ca grid for improved recombination efficiency	ABS (UL94-V0)	Flame Si-Rubber and aging resistance	Female Copper Insert M8	Fiberglass	Silicon Gel	Two layers epoxy resin seal

CSPower Battery Tech Co., Ltd.

Add: Floor 3, Evolution Space, NO.61, Liuxian 2nd Road, Baoan, Shenzhen, China  
 Tel: +86-755-29123661 Email: sales@cspbattery.com