

DEEP CYCLE GEL Battery

CG2-2000

CSPower CG series pure GEL battery is with 15-20 years floating design life, it is ideal for standby or frequent cyclic discharge applications under extreme environments. By adopting thicker grids, high purity 99.997% lead and patented Silicon Gel electrolyte, CG series offers excellent recovery performance after deep discharge under frequent cyclic discharge use, and can deliver 1500 cycles at 50% DOD even work in hot or cold area. Suitable for Solar, CATV, marine, RV and deep discharge UPS, communication, and telecommunication , etc.

2V Voltage	2000Ah Capacity	GEL Technology	Durable Battery
----------------------	---------------------------	--------------------------	---------------------------



COMPLIED STANDARDS



GENERAL FEATURES

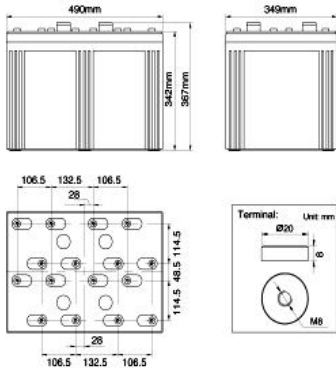
- 30% more cyclic life through innovation at the PAM additives than AGM battery
- Long life expectancy of 15-20 years in floating condition
- Adopts quality silicon nano gel electrolyte
- Excellent deep discharge recovery capability
- Deep cycle performance: up to 2500 cycles @30% DOD

APPLICATIONS

- Telecommunications
- UPS systems, Inverter
- Power Equipments
- Solar & Wind
- Emergency & Security

DIMENSIONS & WEIGHT

Length(mm/inch)	490/19.3
Width(mm/inch)	353/13.9
Height(mm/inch)	342/13.5
Total Height(mm/inch)	383/15.1
Weight(kg/lbs)(±3%)	130.8/288.4



TECHNICAL SPECIFICATIONS

Nominal Voltage		2V(Single Cell)
Design Floating Life @25°C		20 Years
Nominal Capacity @25°C(10 hour rate@200.0A,1.8V)		2000Ah
Capacity @25°C	20hour rate (106A,1.8V)	2120Ah
	5 hour rate (354A,1.75V)	1770Ah
	1 hour rate (1210A,1.6V)	1210Ah
Internal Resistance	Full Charged Battery@25°C	≤0.12mΩ
Ambient Temperature	Discharge	-20°C~60°C
	Charge	-10°C~60°C
	Storage	-20°C~60°C
Max.Discharge Current@25°C		4000A(5s)
Capacity affected by Temperature (10 hour)	40°C	102%
	25°C	100%
	0°C	90%
	-15°C	70%
Self-Discharge@25°C per Month		3%
Charge (Constant Voltage) @25°C	Standby Use	Initial Charging Current Less than 300A Voltage 2.23-2.27V
	Cycle Use	Initial Charging Current Less than 300A Voltage 2.33-2.37V

BATTERY DISCHARGE TABEL

Discharge Constant Current per Cell (Amperes at 25°C)

F.V/Time	5min	10min	15min	30min	45min	1h	2h	3h	5h	8h	10h	20h
1.60V	5588	3608	2992	1980	1474	1210	770	550	374	246	220.0	116.6
1.65V	5486	3542	2938	1944	1447	1188	756	540	367	242	216.0	114.5
1.70V	5385	3477	2883	1908	1420	1166	742	530	360	237	212.0	112.4
1.75V	5283	3411	2829	1872	1394	1144	728	520	354	233	208.0	110.2
1.80V	5080	3280	2720	1800	1340	1100	700	500	340	224	200.0	106.0

Discharge Constant Power per Cell (Watts at 25°C)

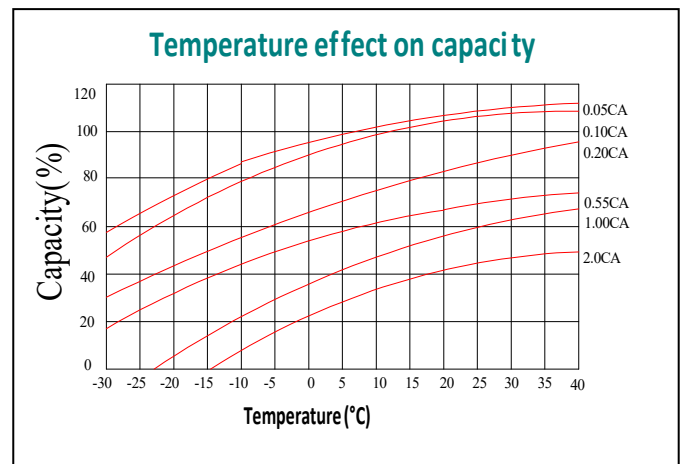
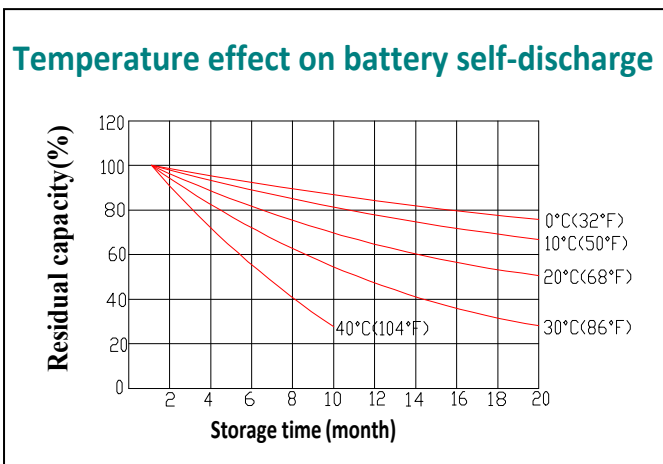
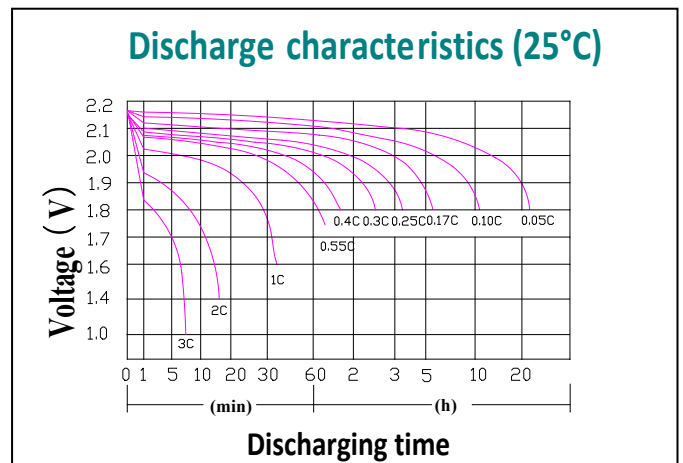
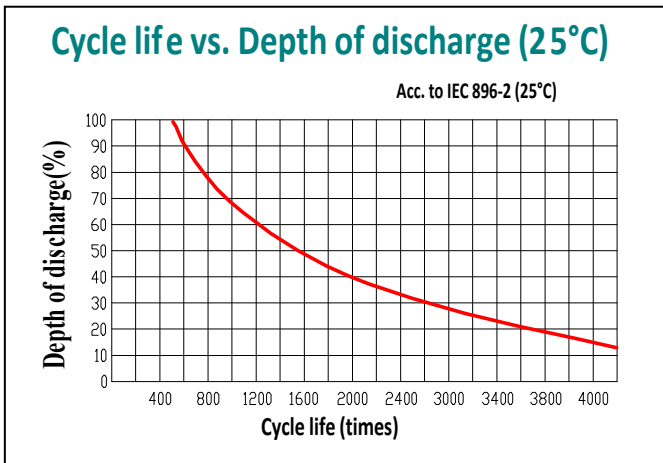
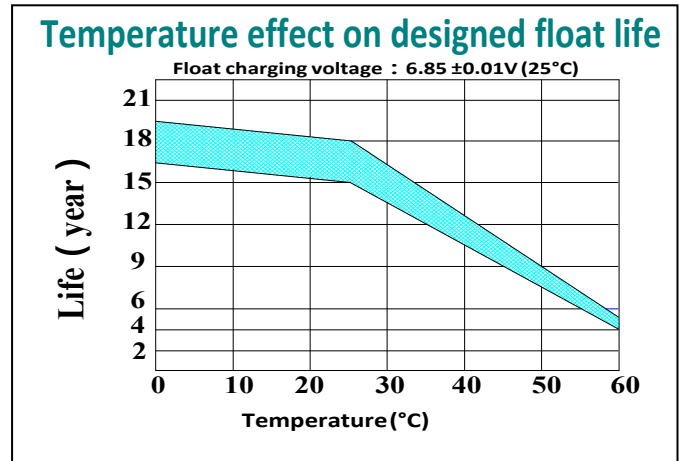
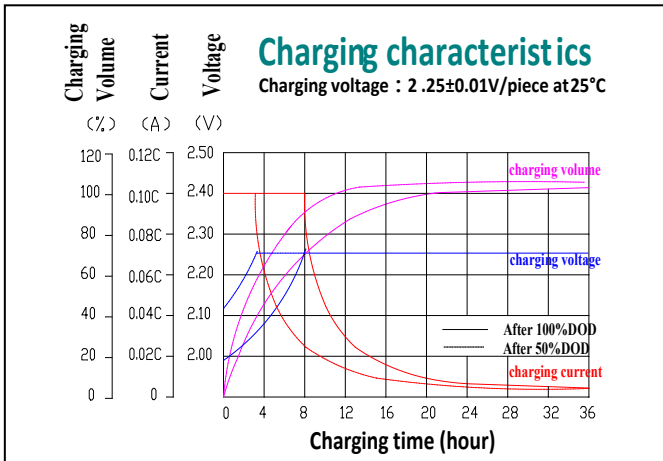
F.V/Time	5min	10min	15min	30min	45min	1h	2h	3h	5h	8h	10h	20h
1.60V	10757	6945	5760	3812	2837	2329	1482	1059	720	474	423.5	224.5
1.65V	10561	6819	5655	3742	2786	2287	1455	1040	707	466	415.8	220.4
1.70V	10366	6693	5550	3673	2734	2245	1428	1020	694	457	408.1	216.3
1.75V	10170	6567	5445	3604	2683	2202	1401	1001	681	448	400.4	212.2
1.80V	9779	6314	5236	3465	2580	2118	1348	963	655	431	385.0	204.1

Note: The above data are average values, and can be obtained within 3 charge/discharge cycles. These are not minimum values. Cell and battery designs/specifications are subject to modification without notice. Contact **CSPower** for the latest information.

DEEP CYCLE GEL Battery

CG2-2000

PERFORMANCE CHARACTERISTICS



BATTERY CONSTRUCTION

Component	Positive plate	Negative plate	Container & Cover	Safety valve	Terminal	Separator	Electrolyte	Pillar seal
Features	Thick high Sn low Ca grid with special paste	Balanced Pb-Ca grid for improved recombination efficiency	ABS (UL94-V0)	Flame Si-Rubber and aging resistance	Female Copper Insert M8	Fiberglass	Silicon Gel	Two layers epoxy resin seal

CSPower Battery Tech Co., Ltd.

Add: Floor 3, Evolution Space, NO.61, Liuxian 2nd Road, Baoan, Shenzhen, China
 Tel: +86-755-29123661 Email: sales@cspbattery.com



WWW.CSPBATTERY.COM