

# DEEP CYCLE GEL Battery

# CG2-800

CSPower CG series pure GEL battery is with 15-20 years floating design life, it is ideal for standby or frequent cyclic discharge applications under extreme environments. By adopting thicker grids, high purity 99.997% lead and patented Silicon Gel electrolyte, CG series offers excellent recovery performance after deep discharge under frequent cyclic discharge use, and can deliver 1500 cycles at 50% DOD even work in hot or cold area. Suitable for Solar, CATV, marine, RV and deep discharge UPS, communication, and telecommunication , etc.

<b>2V</b> Voltage	<b>800Ah</b> Capacity	<b>GEL</b> Technology	<b>Durable</b> Battery
----------------------	--------------------------	--------------------------	---------------------------



### COMPLIED STANDARDS



### GENERAL FEATURES

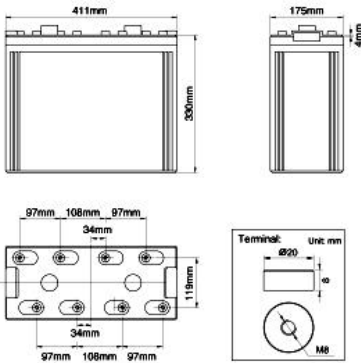
- 30% more cyclic life through innovation at the PAM additives than AGM battery
- Long life expectancy of 15-20 years in floating condition
- Adopts quality silicon nano gel electrolyte
- Excellent deep discharge recovery capability
- Deep cycle performance: up to 2500 cycles @30% DOD

### APPLICATIONS

- Telecommunications
- UPS systems, Inverter
- Power Equipments
- Solar & Wind
- Emergency & Security

### DIMENSIONS & WEIGHT

Length(mm/inch)	410/16.14
Width(mm/inch)	175/6.89
Height(mm/inch)	330/13
Total Height(mm/inch)	366/14.4
Weight(kg/lbs)	52/114.7



### TECHNICAL SPECIFICATIONS

Nominal Voltage		2V(Single Cell)
Design Floating Life @25°C		20 Years
Nominal Capacity @25°C (10 hour rate@80.0A,1.8V)		800Ah
Capacity @25°C	20hour rate (42.4A,1.8V)	848Ah
	5 hour rate (141A,1.75V)	705Ah
	1 hour rate (484A,1.6V)	484Ah
Internal Resistance	Full Charged Battery@25°C	≤0.26mΩ
Ambient Temperature	Discharge	-20°C~60°C
	Charge	-10°C~60°C
	Storage	-20°C~60°C
Max.Discharge Current@25°C		1600A(5s)
Capacity affected by Temperature (10 hour)	40°C	102%
	25°C	100%
	0°C	90%
	-15°C	70%
Self-Discharge@25°C per Month		3%
Charge (Constant Voltage) @25°C	Standby Use	Initial Charging Current Less than 120A Voltage 2.23-2.27V
	Cycle Use	Initial Charging Current Less than 120A Voltage 2.33-2.37V

### BATTERY DISCHARGE TABEL

#### Discharge Constant Current per Cell (Amperes at 25°C)

F.V/Time	5min	10min	15min	30min	45min	1h	2h	3h	5h	8h	10h	20h
1.60V	2235	1443	1197	792	590	484	308	220	150	99	88.0	46.6
1.65V	2195	1417	1175	778	579	475	302	216	147	97	86.4	45.8
1.70V	2154	1391	1153	763	568	466	297	212	144	95	84.8	44.9
1.75V	2113	1364	1132	749	557	458	291	208	141	93	83.2	44.1
1.80V	2032	1312	1088	720	536	440	280	200	136	90	80.0	42.4

#### Discharge Constant Power per Cell (Watts at 25°C)

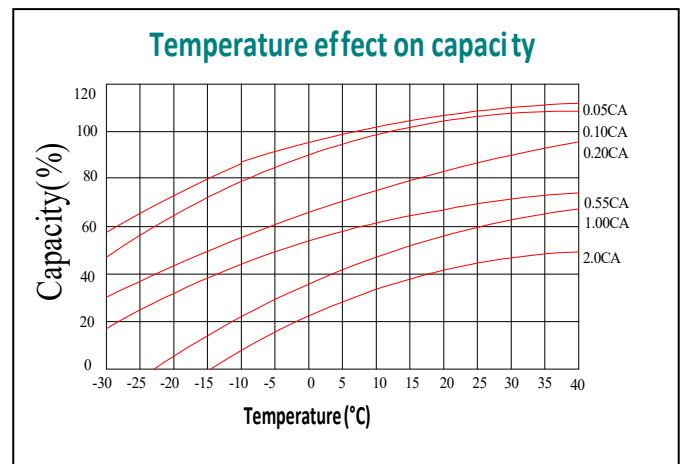
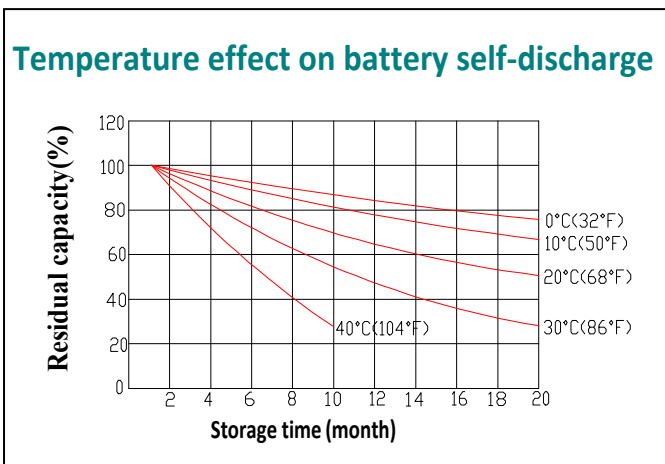
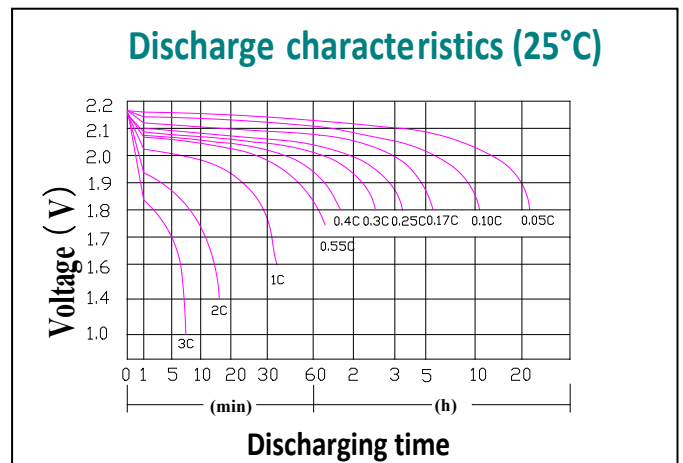
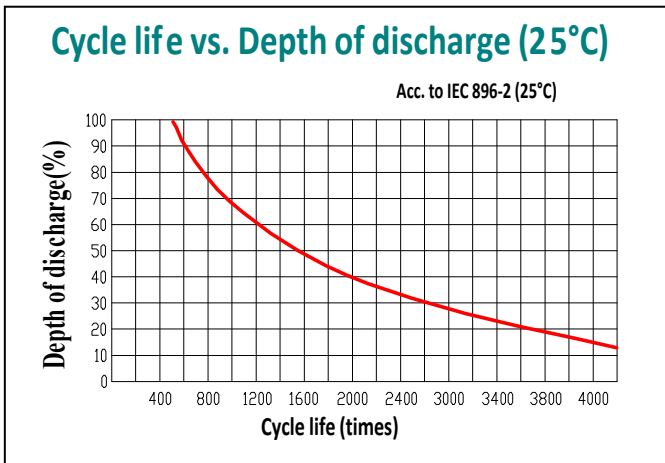
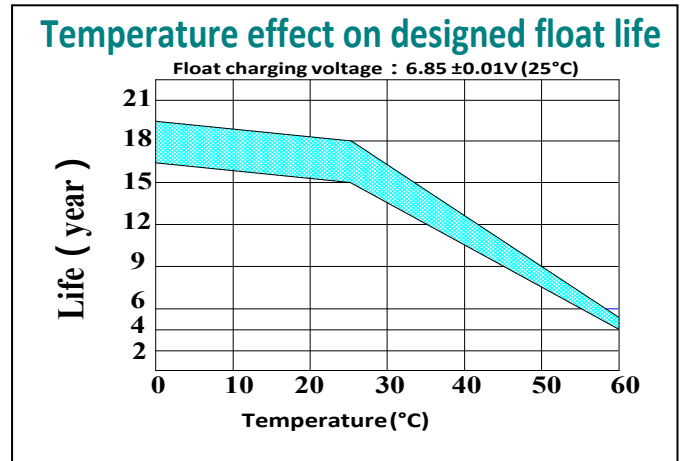
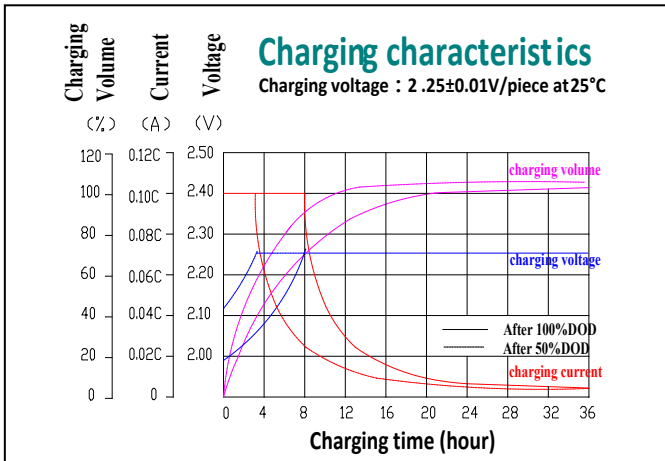
F.V/Time	5min	10min	15min	30min	45min	1h	2h	3h	5h	8h	10h	20h
1.60V	4303	2778	2304	1525	1135	932	593	424	288	190	169.4	89.8
1.65V	4225	2728	2262	1497	1114	915	582	416	283	186	166.3	88.1
1.70V	4146	2677	2220	1469	1094	898	571	408	278	183	163.2	86.5
1.75V	4068	2627	2178	1441	1073	881	561	400	272	179	160.2	84.9
1.80V	3912	2526	2094	1386	1032	847	539	385	262	172	154.0	81.6

**Note:** The above data are average values, and can be obtained within 3 charge/discharge cycles. These are not minimum values. Cell and battery designs/specifications are subject to modification without notice. Contact **CSPower** for the latest information.

# DEEP CYCLE GEL Battery

# CG2-800

## PERFORMANCE CHARACTERISTICS



## BATTERY CONSTRUCTION

Component	Positive plate	Negative plate	Container & Cover	Safety valve	Terminal	Separator	Electrolyte	Pillar seal
Features	Thick high Sn low Ca grid with special paste	Balanced Pb-Ca grid for improved recombination efficiency	ABS (UL94-V0)	Flame Si-Rubber and aging resistance	Female Copper Insert M8	Fiberglass	Silicon Gel	Two layers epoxy resin seal

CSPower Battery Tech Co., Ltd.

Add: Floor 3, Evolution Space, NO.61, Liuxian 2nd Road, Baoan, Shenzhen, China  
 Tel: +86-755-29123661 Email: sales@cspbattery.com



WWW.CSPBATTERY.COM