

High Discharge Rate AGM Battery

CH12-300W

CH (CSPower High Rate) series Valve Regulated Lead Acid (VRLA) battery is designed for heavy load discharge applications with 12years design life in float service. By using strong grids, thick plate and specially designed active material. It is with lower I.R, lower self discharge rate, high power, and longer service life. The CH series battery offers 30% more power output than the standard series. It is suitable for high power standby used, such as datacenter, UPS, EPS etc.

12V
300W

AGM
Technology

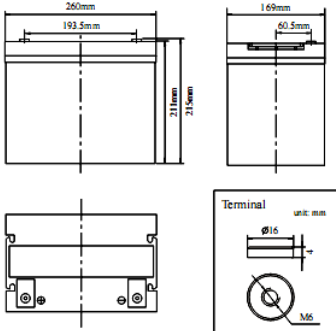
High Rate
Discharge



COMPLIED STANDARDS



Dimensions & Weight



General Features

- Thicker plate with high Tin low Calcium alloy
- High Reliability and Good Quality
- Deep Discharge Recovery
- High Power Density
- Longer Service Life, in both Float or Cyclic

Technical Specifications

Battery Dimensions	Length	260mm
	Width	169mm
	Height	211mm
	Total Height	215mm
Box Dimensions	Length	275mm
	Width	183mm
	Height	272mm
Quantity Per Box		1 PC per box
Net weight Per Cell		25 kg±3%
Net weight Per Box		25kg
Gross Weight		25.5kg

Nominal Voltage		12V
Watts/cell@ 15min		300W
Capacity 25°C (77°F)	10 hour rate (8.0A)	80Ah
	5 hour rate (14.0A)	70Ah
	1 hour rate (50.8A)	50.8Ah
Internal Resistance	Full Charged Battery 25 °C	≤5.5m Ω
Capacity affected by Temperature (10 hour)	40°C (104°F)	102%
	25°C (77°F)	100%
	0°C (32°F)	85%
	-15°C (5°F)	65%
Self-Discharge 25°C (77°F) Capacity	after 3 month storage	90%
	after 6 month storage	80%
	after 12 month storage	62%
Charge (Constant Voltage) 25°C (77°F)	Float	Initial Charging Current Less than 16.0A Voltage 13.6-13.8V
	Cycle	Initial Charging Current Less than 16.0A Voltage 14.4-14.9V

Battery Discharge Table

Discharge Constant Power per Cell (Watts at 77° F25° C)

F.V/Time	5min	10min	15min	20min	25min	30min	45min	60min	90min	2h	3h	10h
1.60V	456.2	361.0	305.2	277.2	236.4	198.6	144.4	100.2	83.7	63.4	45.9	16.4
1.67V	447.8	354.5	299.7	273.7	231.9	194.9	141.7	98.3	82.2	62.3	45.1	16.0
1.70V	439.6	347.9	294.3	268.7	227.7	191.3	139.1	96.4	80.5	61.0	44.2	15.9
1.75V	431.2	341.4	288.7	260.2	223.5	187.8	136.5	94.7	79.0	59.9	43.5	15.5
1.80V	414.8	328.2	277.5	249.2	214.8	180.5	131.3	91.0	76.1	57.6	41.8	14.9

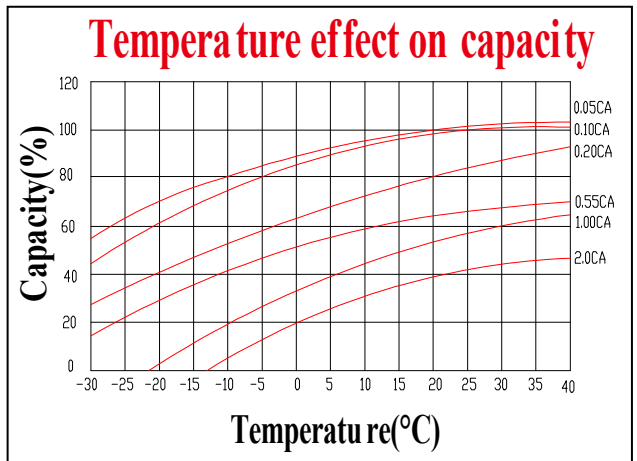
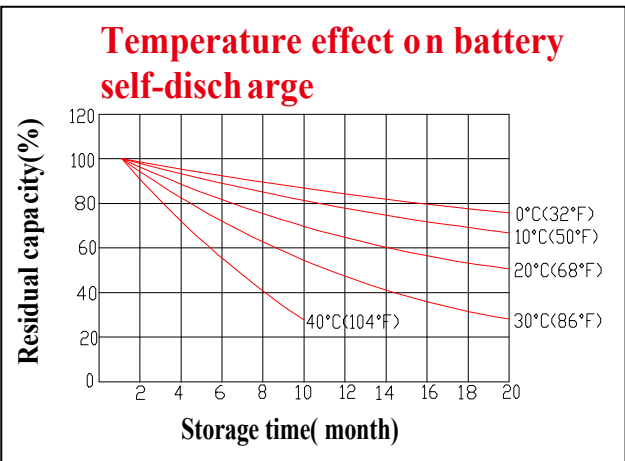
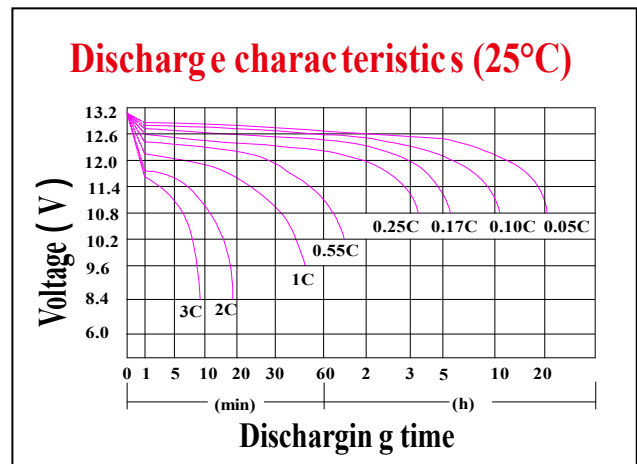
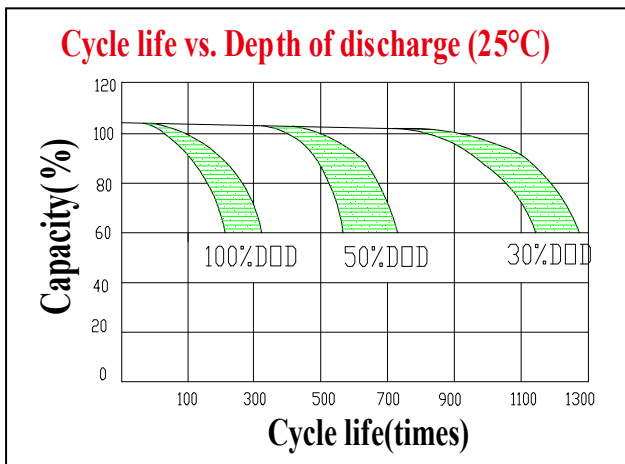
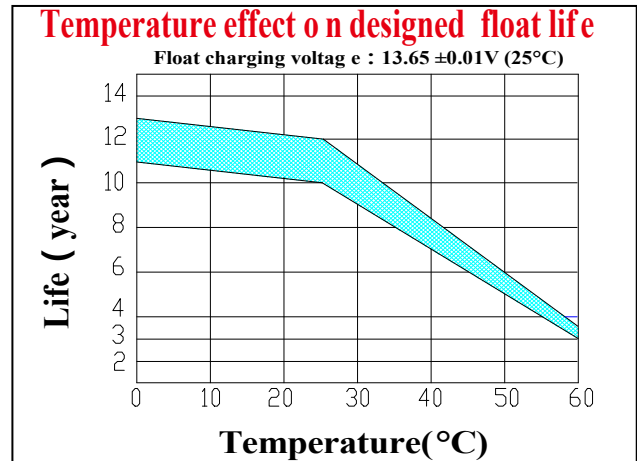
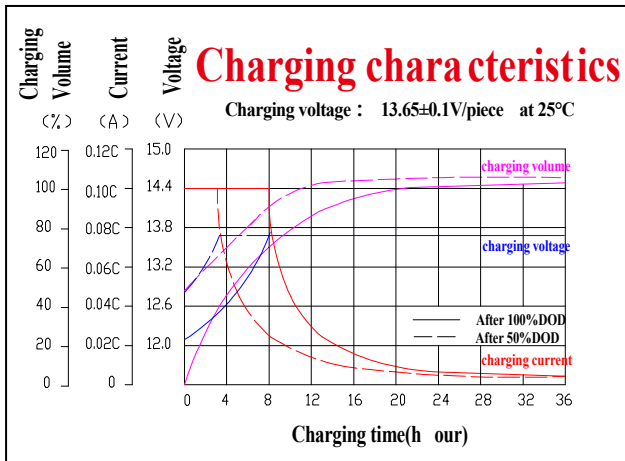
Discharge Constant Current per Cell (Amperes at 77° F 25° C)

F.V/Time	5min	10min	15min	20min	25min	30min	45min	60min	90min	2h	3h	10h
1.60V	244.6	193.6	163.7	148.6	126.7	106.5	77.4	53.7	44.9	34.0	24.6	8.80
1.67V	240.1	190.1	160.7	146.8	124.4	104.5	76.0	52.7	44.1	33.4	24.2	8.60
1.70V	235.7	186.5	157.8	144.1	122.1	102.6	74.6	51.7	43.2	32.7	23.7	8.50
1.75V	231.2	183.0	154.8	139.5	119.8	100.7	73.2	50.8	42.4	32.1	23.3	8.30
1.80V	222.4	176.0	148.8	133.6	115.2	96.8	70.4	48.8	40.8	30.9	22.4	8.00

Note: The above data are average values, and can be obtained within 3 charge/discharge cycles. These are not minimum values. Cell and battery designs/specifications are subject to modification without notice. Contact **CSPower** for the latest information.

High Discharge Rate AGM Battery CH12-300W

Performance Characteristics



Battery Construction

Component	Positive plate	Negative plate	Container	Cover	Safety valve	Terminal	Separator	Electrolyte
Raw material	Lead dioxide	Lead	ABS	ABS	Si-Rubber	Copper	Fiberglass	Sulfuric acid