

## High Discharge Rate AGM Battery

### CH12-800W

**CH (CSPower High Rate)** series Valve Regulated Lead Acid (VRLA) battery is designed for heavy load discharge applications with 12years design life in float service. By using strong grids, thick plate and specially designed active material. It is with lower I.R, lower self discharge rate, high power, and longer service life. The CH series battery offers 30% more power output than the standard series. It is suitable for high power standby used, such as datacenter, UPS, EPS etc.

12V  
800W

AGM  
Technology

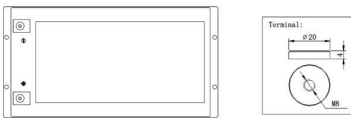
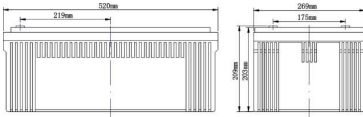
High Rate  
Discharge



### COMPLIED STANDARDS



### Dimensions & Weight



### General Features

- Thicker plate with high Tin low Calcium alloy
- High Reliability and Good Quality
- Deep Discharge Recovery
- High Power Density
- Longer Service Life, in both Float or Cyclic

### Technical Specifications

Battery Dimensions	Length	520mm
	Width	269mm
	Height	204mm
	Total Height	209mm
Box Dimensions	Length	537mm
	Width	284mm
	Height	279mm
Quantity Per Box	1 PC per box	
Net weight Per Cell	70 kg±3%	
Net weight Per Box	70kg	
Gross Weight	70.8kg	

Nominal Voltage		12V
Watts/cell@15min		800W
Capacity 25°C (77 °F)	10 hour rate (23.0A)	230Ah
	5 hour rate (42A)	210Ah
	1 hour rate (154.4A)	154.4Ah
Internal Resistance	Full Charged Battery 25°C	≤3.3m Ω
Capacity affected by Temperature (10 hour )	40°C (104 °F)	102%
	25°C (77 °F)	100%
	0°C (32 °F)	85%
	-15°C (5 °F)	65%
Self-Discharge 25°C (77 °F) Capacity	after 3 month storage	90%
	after 6 month storage	80%
	after 12 month storage	62%
Charge (Constant Voltage) 25°C (77 °F)	Float	Initial Charging Current Less than 46.0A Voltage 13.6-13.8V
	Cycle	Initial Charging Current Less than 46.0A Voltage 14.4-14.9V

### Battery Discharge Table

#### Discharge Constant Power per Cell (Watts at 77° F 25° C)

F.V/Time	10min	15min	20min	25min	30min	45min	60min	90min	2h	3h	10h
1.60V	1028.5	816.2	668.1	566.3	495.5	415.0	287.9	240.7	182.3	131.9	47.2
1.67V	1009.8	800.0	659.7	555.7	486.2	407.5	282.6	236.5	179.1	129.8	46.1
1.70V	991.2	786.9	647.6	545.6	477.4	400.0	277.2	231.5	175.3	127.1	45.6
1.75V	972.5	771.9	627.1	535.5	468.5	392.5	272.4	227.3	172.1	124.9	44.5
1.80V	935.1	742.1	600.5	514.7	450.4	377.5	261.7	218.8	165.7	120.1	42.9

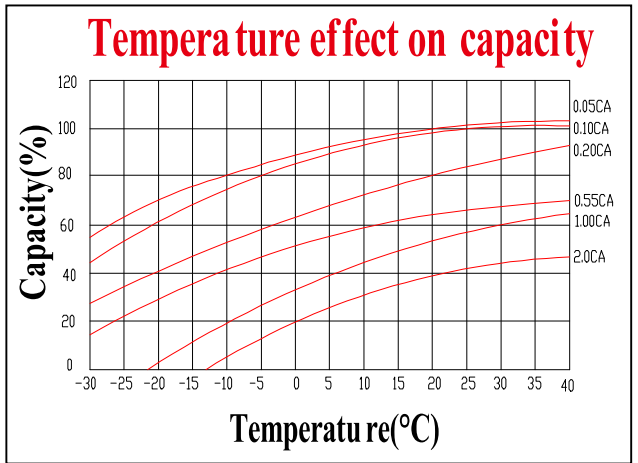
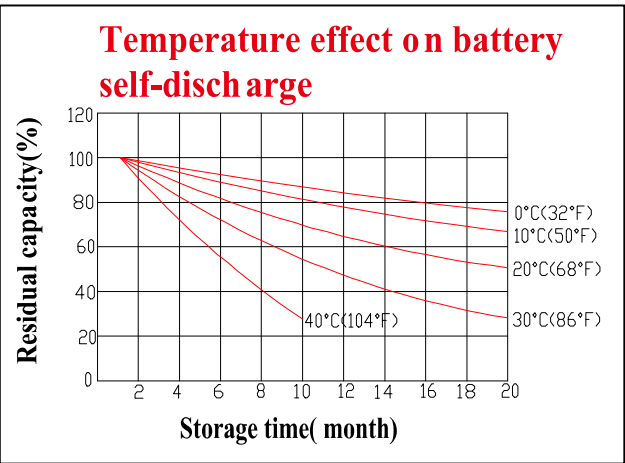
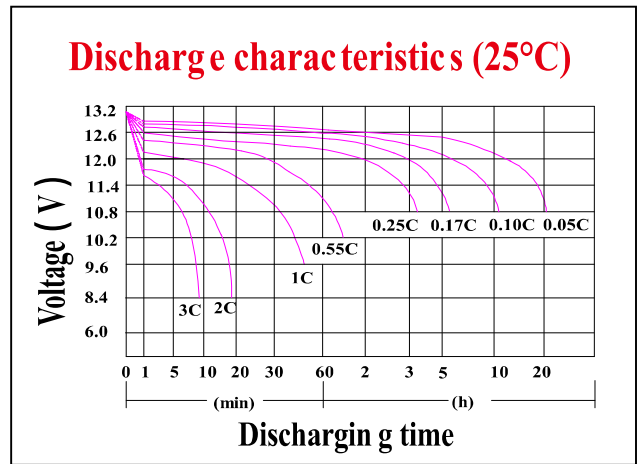
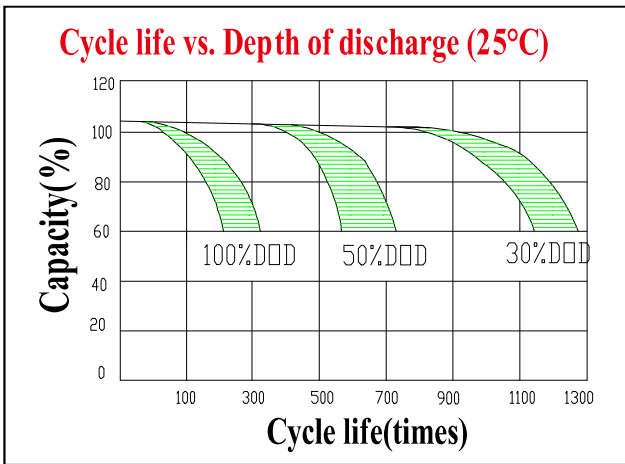
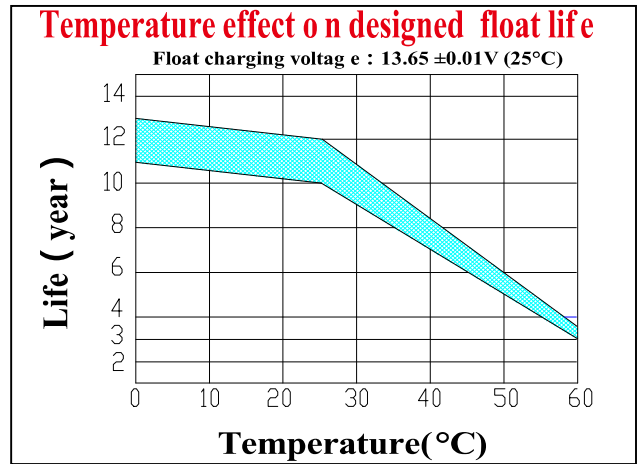
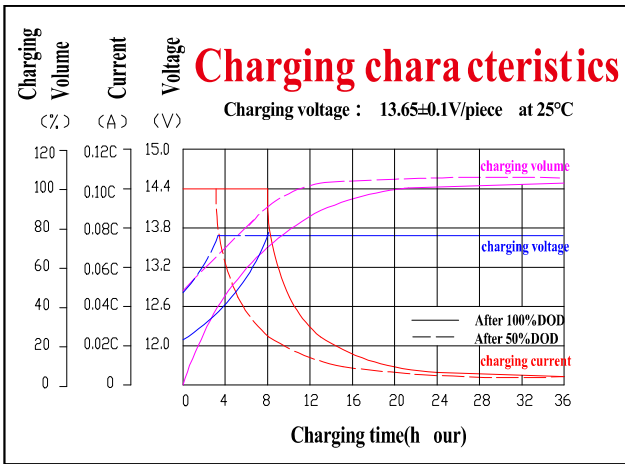
#### Discharge Constant Current per Cell (Amperes at 77° F 25° C)

F.V/Time	10min	15min	20min	25min	30min	45min	60min	90min	2h	3h	10h
1.60V	551.5	437.7	358.2	303.7	265.7	222.5	154.4	129.1	97.8	70.7	25.3
1.67V	541.5	429.7	353.8	298.0	260.7	218.5	151.5	126.8	96.0	69.6	24.7
1.70V	531.5	421.9	347.2	292.5	256.0	214.5	148.6	124.1	94.0	68.1	24.4
1.75V	521.4	413.9	336.2	287.1	251.2	210.5	146.1	121.9	92.3	67.0	23.9
1.80V	501.4	397.9	322.0	276.0	241.5	202.4	140.3	117.3	88.8	64.4	23.0

**Note:** The above data are average values, and can be obtained within 3 charge/discharge cycles. These are not minimum values. Cell and battery designs/specifications are subject to modification without notice. Contact **CSPower** for the latest information.

**High Discharge Rate AGM Battery CH12-800W**

**Performance Characteristics**



**Battery Construction**

Component	Positive plate	Negative plate	Container	Cover	Safety valve	Terminal	Separator	Electrolyte
Raw material	Lead dioxide	Lead	ABS	ABS	Si-Rubber	Copper	Fiberglass	Sulfuric acid