

SEALED LEAD ACID AGM Battery

CS12-15

CSPower CS series Sealed free maintenance lead acid batteries are designed with AGM technology, high performance pure lead plates and sulfuric acid electrolyte to gain extra power output for common power backup system applications widely used in the fields of UPS, Security and Emergency lighting system. They are sealed and free maintenance whole life, valve regulated type standby AGM battery, also named by VRLA battery, SLA battery, and SMF battery.

| | | | |
|-----------------------|-------------------------|--------------------------|------------------------|
| 12V Voltage | 15Ah Capacity | AGM Technology | VRLA Battery |
|-----------------------|-------------------------|--------------------------|------------------------|



COMPLIED STANDARDS



GENERAL FEATURES

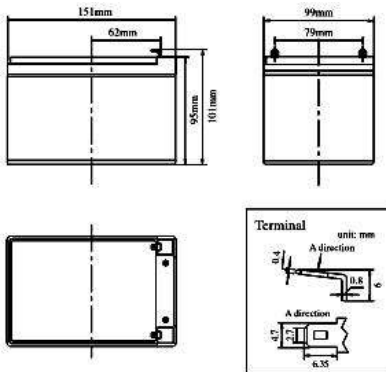
- Non-spillable construction design
- Long life span 5-8 years in floating condition
- High quality AGM separator: extend cycle life and prevents micro short circuit
- 99.99% pure lead plates ensure high quality and high reliability.
- Flame-resistance ABS material: increases the strength of battery container.

APPLICATIONS

- Fire & Security
- UPS systems & Inverter
- Alarm & Portable lights
- Power tools & Toys
- Emergency Power Systems

DIMENSIONS & WEIGHT

| | |
|-----------------------|----------|
| Length(mm/inch) | 152/5.98 |
| Width(mm/inch) | 99/3.90 |
| Height(mm/inch) | 96/3.78 |
| Total Height(mm/inch) | 102/4.02 |
| Weight(kg/lbs)(±3%) | 3.8/8.4 |



CHNICAL SPECIFICATIONS

| | | |
|--|---------------------------|---|
| Nominal Voltage | | 12V(6 cells per unit) |
| Design Floating Life @25°C | | 5 Years |
| Nominal Capacity @25°C(20 hour rate@0.75A,10.8V) | | 15Ah |
| Capacity @25°C | 10hour rate (1.38A,10.8V) | 13.8Ah |
| | 5 hour rate (2.58A,10.5V) | 12.9Ah |
| | 1 hour rate (9.57A,9.6V) | 9.57Ah |
| Internal Resistance | Full Charged Battery@25°C | ≤13.0mΩ |
| Ambient Temperature | Discharge | -15°C~45°C |
| | Charge | -15°C~45°C |
| | Storage | -15°C~45°C |
| Max.Discharge Current@25°C | | 90A (5s) |
| Capacity affected by Temperature (10 hour) | 40°C | 105% |
| | 25°C | 100% |
| | 0°C | 85% |
| | -15°C | 65% |
| Self-Discharge@25°C per Month | | 3% |
| Charge (Constant Voltage) @25°C | Standby Use | Initial Charging Current Less than 4.4A Voltage 13.6-13.8V |
| | Cycle Use | Initial Charging Current Less than 4.4A Voltage 14.4-14.9V |

BATTERY DISCHARGE TABEL

Discharge Constant Current per Cell (Amperes at 25°C)

| F.V/Time | 15min | 30min | 45min | 1h | 2h | 3h | 5h | 8h | 10h | 20h |
|----------|-------|-------|-------|------|------|------|------|------|------|------|
| 1.60V | 24.00 | 15.95 | 11.17 | 9.57 | 5.98 | 4.10 | 2.73 | 1.84 | 1.52 | 0.80 |
| 1.65V | 23.57 | 15.66 | 10.96 | 9.40 | 5.87 | 4.02 | 2.68 | 1.80 | 1.49 | 0.79 |
| 1.70V | 23.13 | 15.37 | 10.76 | 9.22 | 5.76 | 3.95 | 2.63 | 1.77 | 1.46 | 0.78 |
| 1.75V | 22.69 | 15.08 | 10.56 | 9.05 | 5.66 | 3.88 | 2.58 | 1.74 | 1.44 | 0.77 |
| 1.80V | 21.82 | 14.50 | 10.15 | 8.70 | 5.44 | 3.73 | 2.48 | 1.67 | 1.38 | 0.75 |

Discharge Constant Power per Cell (Watts at 25°C)

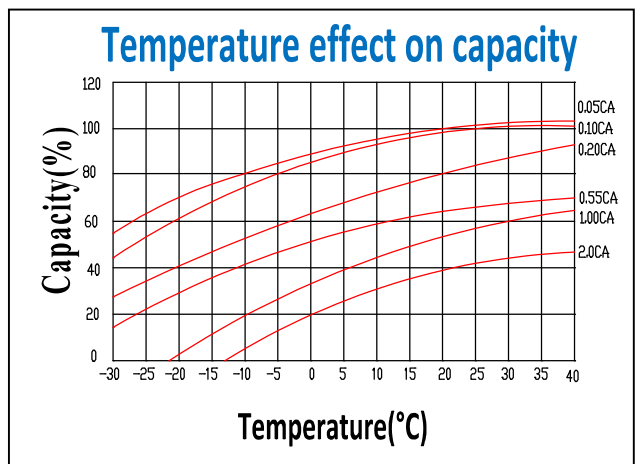
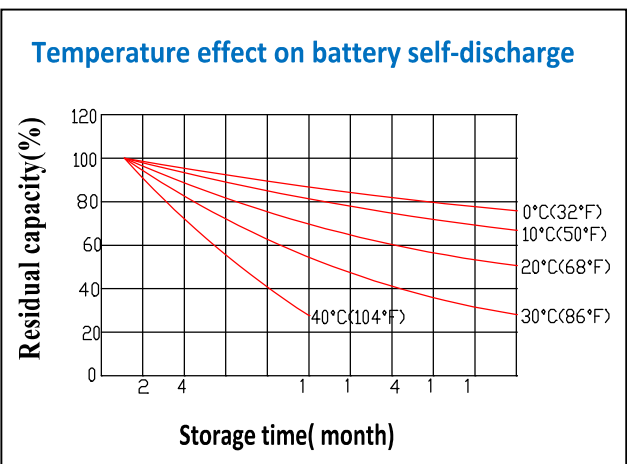
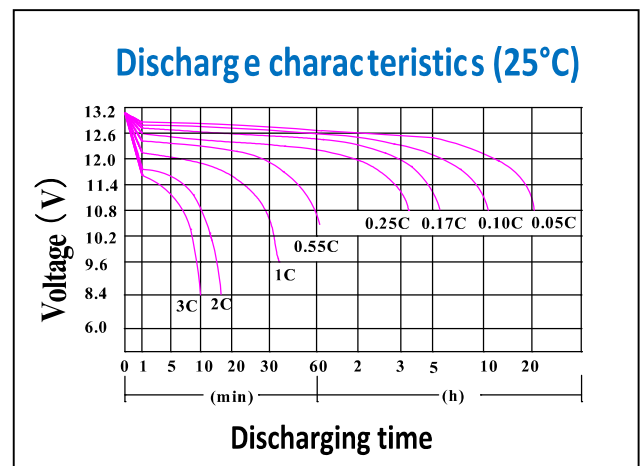
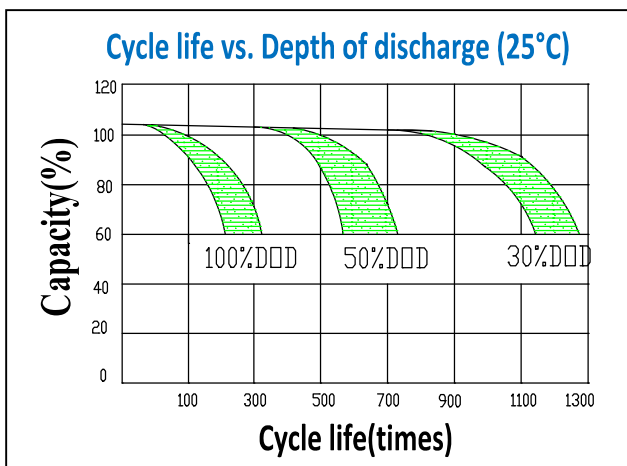
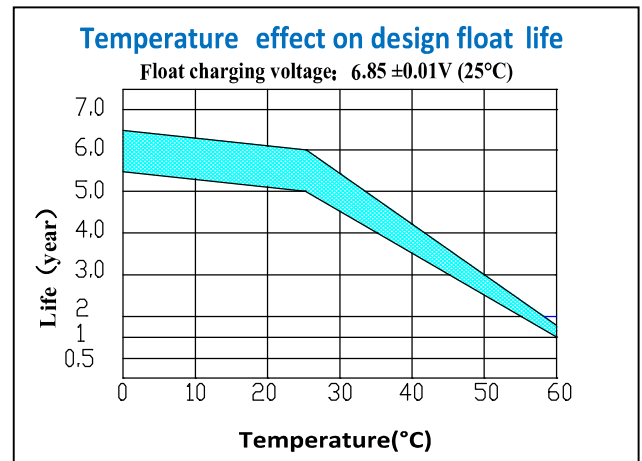
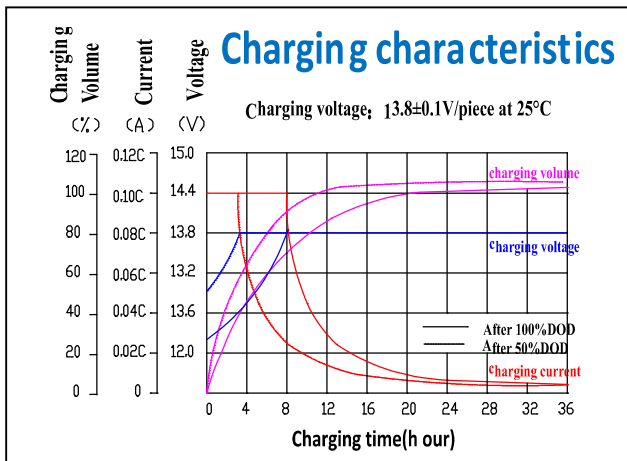
| F.V/Time | 15min | 30min | 45min | 1h | 2h | 3h | 5h | 8h | 10h | 20h |
|----------|-------|-------|-------|-------|-------|------|------|------|------|------|
| 1.60V | 46.20 | 30.70 | 21.49 | 18.42 | 11.51 | 7.89 | 5.26 | 3.54 | 2.92 | 1.54 |
| 1.65V | 45.36 | 30.15 | 21.10 | 18.09 | 11.30 | 7.75 | 5.16 | 3.47 | 2.87 | 1.51 |
| 1.70V | 44.52 | 29.59 | 20.71 | 17.75 | 11.10 | 7.60 | 5.07 | 3.41 | 2.82 | 1.48 |
| 1.75V | 43.68 | 29.03 | 20.32 | 17.42 | 10.89 | 7.46 | 4.97 | 3.34 | 2.76 | 1.45 |
| 1.80V | 42.00 | 27.91 | 19.54 | 16.75 | 10.47 | 7.17 | 4.78 | 3.21 | 2.66 | 1.40 |

Note: The above data are average values, and can be obtained within 3 charge/discharge cycles. These are not minimum values. Cell and battery designs/specifications are subject to modification without notice. Contact **CSPower** for the latest information.

SEALED LEAD ACID AGM Battery

CS12-15

PERFORMANCE CHARACTERISTICS



BATTERY CONSTRUCTION

| Component | Positive plate | Negative plate | Container & Cover | Safety valve | Terminal | Separator | Electrolyte | Pillar seal |
|-----------|--|---|-------------------|--------------------------------------|----------|--|----------------------------------|-----------------------------|
| Features | Thick high Sn low Ca grid with special paste | Balanced Pb-Ca grid for improved recombination efficiency | ABS (UL94-V0) | Flame Si-Rubber and aging resistance | F1/F2 | Advanced AGM separator for high pressure cell design | Dilute high purity sulfuric acid | Two layers epoxy resin seal |

CSPower Battery Tech Co., Ltd.

Add: Floor 3, Evolution Space, NO.61, Liuxian 2nd Road, Baoan, Shenzhen, China
 Tel: +86-755-29123661 Email: sales@cspbattery.com

WWW.CSPBATTERY.COM