

Front Terminal Gel Battery

FL12-180

12V
Voltage

180Ah
Capacity

Gel
Technology

Front
Terminal



COMPLIED STANDARDS

IEC 60896-21/22 JIS C8704
YD/T1360 BS6290 part4
GB/T 19638 CE

As a well renowned front access telecom battery manufacturer in China, CSPower offers the widest selection of front access AGM batteries and GEL batteries. The gel technology has numerous superiorities over the equivalent AGM battery range, especially for telecommunication applications.

The FL type front terminal battery comes with longer lasting design life and front access connections for fast, easy installation and maintenance, and is ideally suitable for telecom outdoor equipment, renewable energy systems and other severe environments.

GENERAL FEATURES

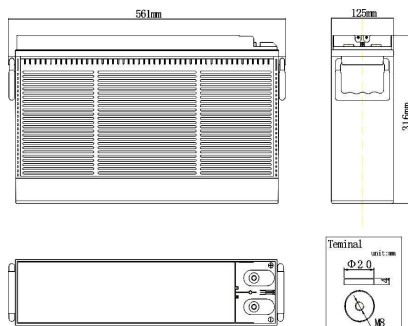
- Wide operating temperature range from -15°C to 60°C;
- Advanced nano gel electrolyte and longer floating service life over 12years;
- Front access terminal with standard width for 19" and 23" ETSI racks;
- High rate discharge performance;
- Low self discharge <3%.

APPLICATIONS

- Telecom Control Equipments
- UPS systems
- Communication Equipments
- Solar&Wind
- Emergency Power Systems

DIMENSIONS & WEIGHT

Length(mm)	560±1
Width(mm)	125±1
Height(mm)	316±1
Total Height(mm)	316±1
Weight(kg)	55±3%



TECHNICAL SPECIFICATIONS

Nominal Voltage		12V (6 cells per unit)
Design Floating Life @25°C		12 Years
Nominal Capacity @25°C (10 hour rate@18.0A,10.8V)		180Ah
Capacity @25°C	20hour rate (9.54A,10.8V)	190.8Ah
	5 hour rate (31.7A,10.5V)	158.5Ah
	1 hour rate (114.8A,9.6V)	114.8Ah
Internal Resistance	Full Charged Battery@25°C	≤3.1mΩ
Ambient Temperature	Discharge	-15°C~60°C
	Charge	-15°C~60°C
	Storage	-15°C~45°C
Max.Discharge Current@25°C		1080A(5s)
Capacity affected by Temperature (10 hr Capacity)	40°C	108%
	25°C	100%
	0°C	90%
	-15°C	70%
Self-Discharge@25°C per Month		3%
Charge (Constant Voltage) @25°C	Standby Use	Initial Charging Current Less than 45A Voltage 13.6-13.8V
	Cycle Use	Initial Charging Current Less than 45A Voltage 14.4-14.9V

BATTERY DISCHARGE TABEL

Discharge Constant Current per Cell (Amperes at 25°C)

F.V/Time	10min	15min	30min	45min	1h	2h	3h	5h	8h	10h	20h
1.60V	418.5	324.9	194.9	144.9	114.8	67.5	49.7	33.5	22.9	18.9	9.99
1.65V	387.2	306.9	188.5	139.3	111.4	65.3	48.1	32.9	22.7	18.5	9.90
1.70V	359.1	288.2	183.2	134.3	107.1	63.5	46.8	32.2	22.3	18.4	9.79
1.75V	335.3	270.0	173.7	128.3	102.8	61.9	45.7	31.7	22.0	18.2	9.70
1.80V	301.7	253.3	167.6	123.7	99.2	59.6	44.3	31.0	21.6	18.0	9.54

Discharge Constant Power per Cell (Watts at 25°C)

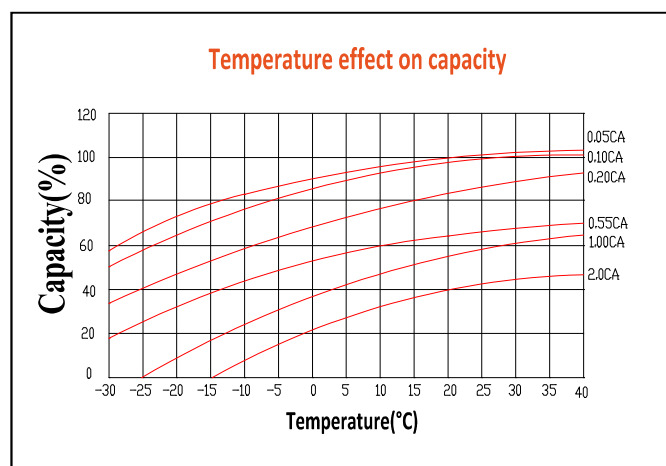
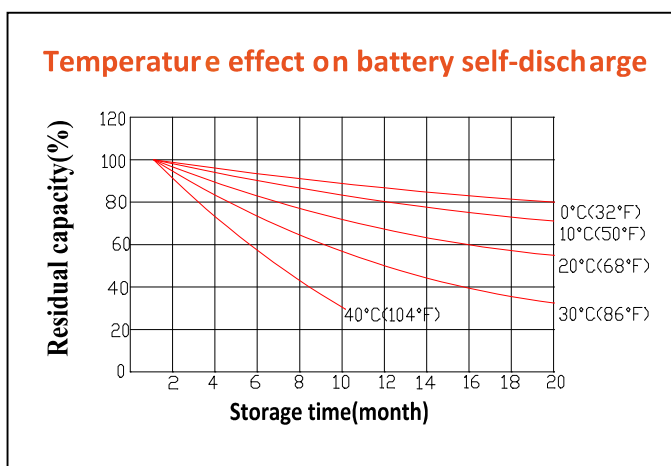
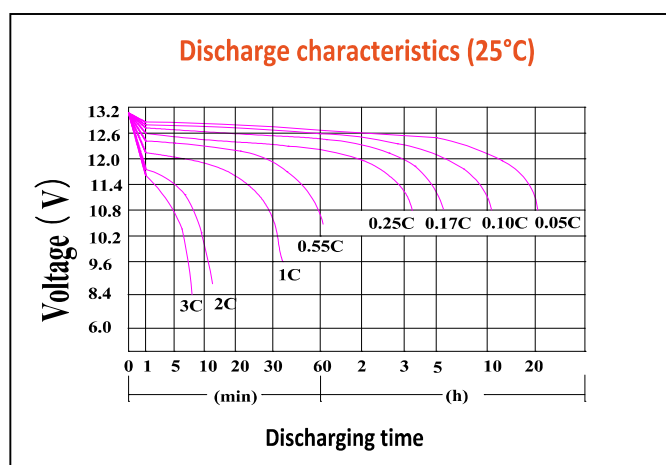
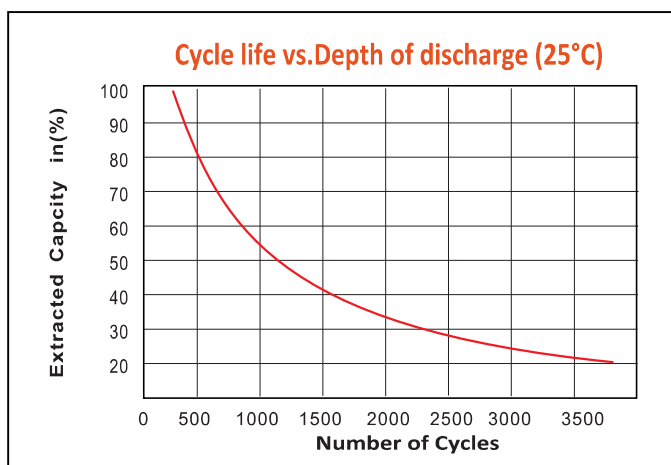
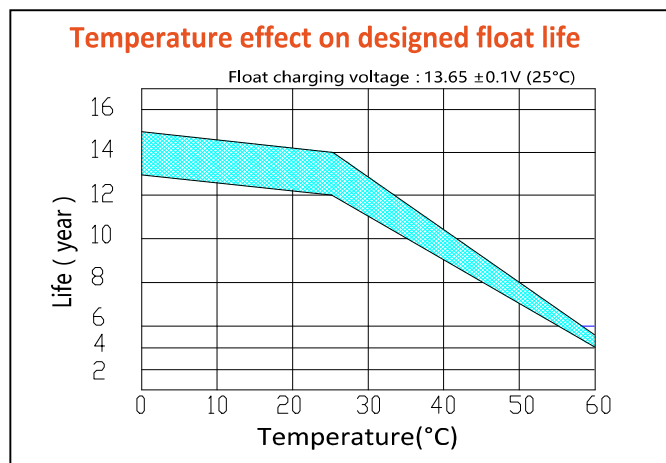
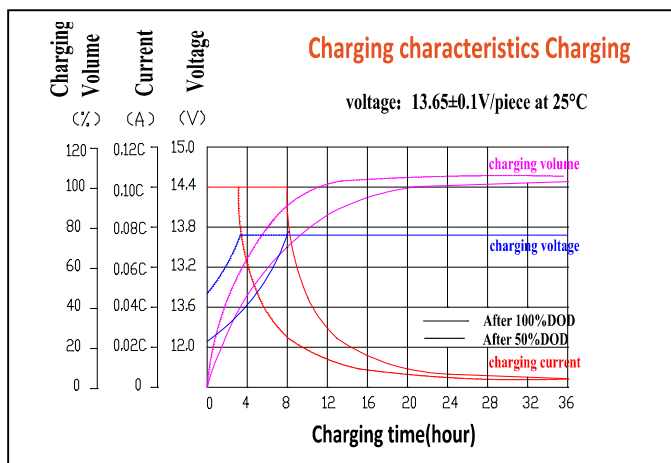
F.V/Time	10min	15min	30min	45min	1h	2h	3h	5h	8h	10h	20h
1.60V	752.8	621.2	380.0	275.2	220.3	128.0	94.9	64.6	44.6	36.9	19.3
1.65V	704.5	594.4	363.4	265.9	214.4	124.6	92.3	63.5	44.3	36.5	19.1
1.70V	659.7	553.9	348.5	257.4	207.0	121.7	90.2	62.6	43.7	36.2	18.9
1.75V	620.8	519.7	331.7	247.1	199.4	118.8	88.4	61.7	43.2	35.8	18.7
1.80V	562.0	487.8	318.2	238.9	193.0	114.8	85.9	60.5	42.7	35.6	18.5

Note The above data are average values, and can be obtained within 3 charge/discharge cycles. These are not minimum values. Cell and battery designs/specifications are subject to modification without notice. Contact **CSPower** for the latest information.

Front Terminal Gel Batter

FL12-180

PERFORMANCE CHARACTERISTICS



BATTERY CONSTRUCTION

Component	Positive plate	Negative plate	Container & Cover	Safety valve	Terminal	Separator	Electrolyte	Pillar seal
Features	Thick high Sn low Ca grid with special paste	Balanced Pb-Ca grid for improved recombination efficiency	Fire resistance ABS (UL94-V0 optional)	Flame Si-Rubber and aging resistance	Female Copper Insert M8 (torque: 7~9N.m)	Advanced AGM separator for high pressure cell design	Silicon Gel import from Germany Evonik	Two layers epoxy resin seal

CSPower Battery Tech Co., Ltd.

Add: Floor 3, Evolution Space, NO.61, Liuxian 2nd Road, Baoan, Shenzhen, China

Tel: +86-755-29123661 Email: sales@csppowerbattery.com